


Cable configuration

The green drive tubular linear motors are provided with signal and power cable ready to be connected to different servo drives. Two set of connectors are used M23 (power) and M17 (signal) speedtec and M15 (ytec) for smaller motors.

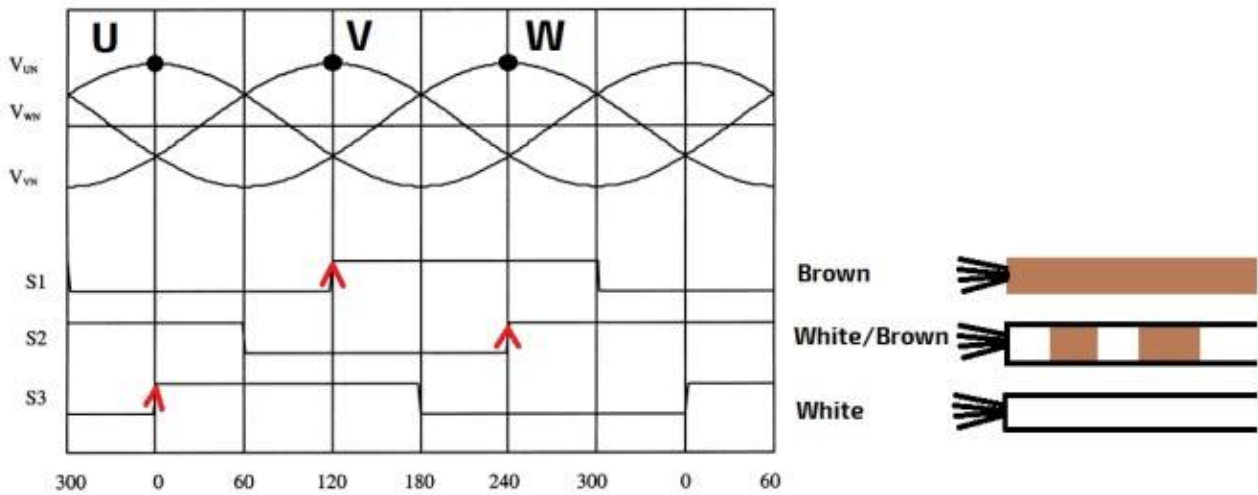


Signal cable




Hall signal for commutation option

Sequencing and Phasing of the Hall Signals



Power cable



From:
<https://dokuwiki.nilab.at/> - NiLAB GmbH
Knowledgebase

Permanent link:
https://dokuwiki.nilab.at/doku.php?id=green_drive_iso:cable_system

Last update: 2024/01/01 20:50

