


How to use connectors


How to use speedtec connector

The standard connection system based on speedtec connector on the cable must be used with the right alignment before push inside the connector on the motor side. **Please use the marker on the two connectors to avoid permanent damaged to inside parts of the connector on the motor side. (see photo below)**


Power Side




Signal Side




IF THE ALIGMENT IS WRONG AND IF YOU FORCE THE CONNECTOR TO ENTER YOU DAMAGED THE INTERNAL PIN HOLDER AND THE ENCODER FEEDBACK WILL STOP TO HAVE A CONNECTION TO THE DRIVE !!!!





How to see if the insert is damaged or not



How to use standard connector



How to rotate the connector



From:

<https://dokuwiki.nilab.at/> - **NiLAB GmbH**
Knowledgebase

Permanent link:

https://dokuwiki.nilab.at/doku.php?id=green_drive_iso:how_to_connector

Last update: **2025/10/29 11:00**

