

B&R Servo Drive


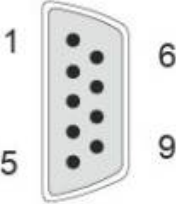
Linear motor side

Plug-in modules: https://www.nilab.at/dokuwiki/doku.php?id=green_drive_iso:b_r_drive

Rotary motor side


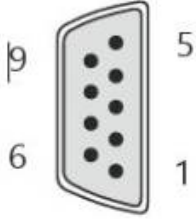
ACOPOS Multi

Plug-in module: **8BAC0122.000-1**

| Figure | X11 | Pin | Description ¹⁾ | Function | Typical wire colors for the resolver ²⁾ |
|------------------------------------------------------------------------------------|------------------------------------------------------------------------------------|-----|---------------------------|----------------------|----------------------------------------------------|
|  |  | 1 | T+ | Temperature sensor + | --- |
| | | 2 | T- | Temperature sensor - | --- |
| | | 3 | S4 | Sine input + | Blue |
| | | 4 | S1 | Cosine input - | Red |
| | | 5 | R2 | Reference output + | Black/White (or yellow/white) |
| | | 6 | --- | --- | --- |
| | | 7 | S2 | Sine input - | Yellow |
| | | 8 | S3 | Cosine input + | Black |
| | | 9 | R1 | Reference output - | Red/White |


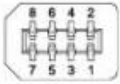
ACOPOS Standard

Plug-in module: **8AC122.60-3**

| Figure | X11 | Pin | Name | Function | Typical wire colors for the resolver |
|-----------------------------------------------------------------------------------|-----------------------------------------------------------------------------------|-----|------|--------------------|--------------------------------------|
|  |  | 1 | --- | --- | --- |
| | | 2 | --- | --- | --- |
| | | 3 | S4 | Sine input + | Blue |
| | | 4 | S1 | Cosine input - | Red |
| | | 5 | R2 | Reference output + | black/white (or yellow/white) |
| | | 6 | --- | --- | --- |
| | | 7 | S2 | Sine input - | Yellow |
| | | 8 | S3 | Cosine input + | Black |
| | | 9 | R1 | Reference output - | red/white |

ACOPOS P3

Plug-in module: **8EAC0122.001-1**

| Figure | Mini I/O X41A | Pin | Name ¹⁾ | Function | Typical wire colors for the resolver ²⁾ |
|-------------------------------------------------------------------------------------|-------------------------------------------------------------------------------------|-----|--------------------|----------------------|----------------------------------------------------|
|  |  | 1 | S2 | Sine input - | Yellow |
| | | 2 | R2 | Reference output + | Black/White (or yellow/white) |
| | | 3 | S4 | Sine input + | Blue |
| | | 4 | R1 | Reference output - | Red/White |
| | | 5 | S3 | Cosine input + | Black |
| | | 6 | T1 | Temperature sensor + | --- |
| | | 7 | S1 | Cosine input - | Red |
| | | 8 | T2 | Temperature sensor - | --- |

From: <https://dokuwiki.nilab.at/> - NiLAB GmbH Knowledgebase

Permanent link: https://dokuwiki.nilab.at/doku.php?id=green_drive_iso_rotolinear:b_r_drive

Last update: **2026/02/10 15:40**

