

# Connectors and Pinout

## Linear motor side

### Stator side with Speedtec M23 and M17

PIN	FUNCTION	CONNECTOR VIEW FRONT	PIN	FUNCTION
12	SIN+/SLO+		1	U
11	SIN-/SLO-		2	V
10	COS+/MA-		Earth	PE
9	COS-/MA+		4	-
8	PTC-/A-		5	-
7	PTC+/A+		6	W
6	+5VDC			
5	GND			
4	-			
3	-/B-			
2	-/B+			
1				

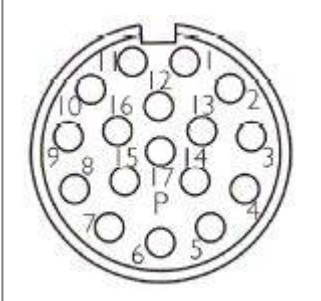
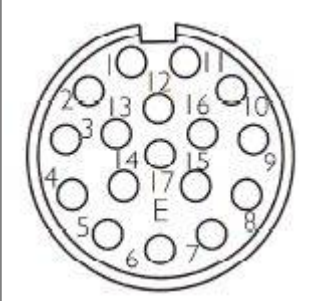

Connectors: Intercontec Speedtec AEDC047NN0000051A000 (M17) + BEDC106NN00000201000 (M23)

## Rotary motor side

Encoder type: Resolver 2p 7V 10KHz

Function	Pin
Ref+	10
Ref-	7
Cos+	2
Cos-	1
Sin+	11
Sin-	12
PTC+ Sensor	8
PTC- Sensor	9

## M23 type connectors

			
Fixed side Feedback E - external view	Flying side Feedback P - external view	Fixed side Motor phases - external view	Flying side Motor phases - external view
	<b>ASTA 014 - 09010005</b>		<b>BSTA 085 - 09020004</b>

Function	Pin
U	1
V	2
W	6
PE	Earth
-	4
-	5

From:

<https://dokuwiki.nilab.at/> - NiLAB GmbH  
Knowledgebase

Permanent link:

[https://dokuwiki.nilab.at/doku.php?id=green\\_drive\\_iso\\_rotolinear:connectors](https://dokuwiki.nilab.at/doku.php?id=green_drive_iso_rotolinear:connectors)



Last update: **2026/02/11 11:18**