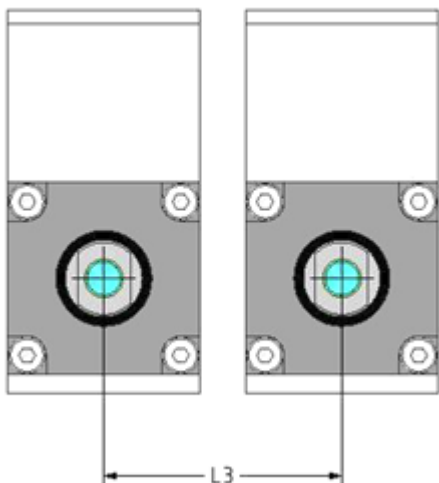


# Mechanical Installation

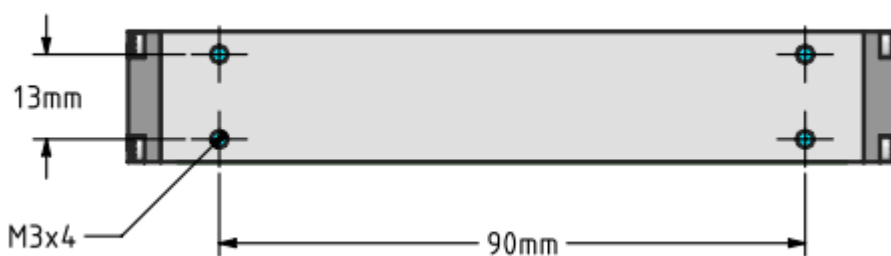
## Slider distance for parallel drive mounting

When the application needs tandem parallel configuration of the integrated drive linear motor, the two or more actuators must be mounted to guarantee the safety distance L3 to avoid the interaction between magnetic sliders.

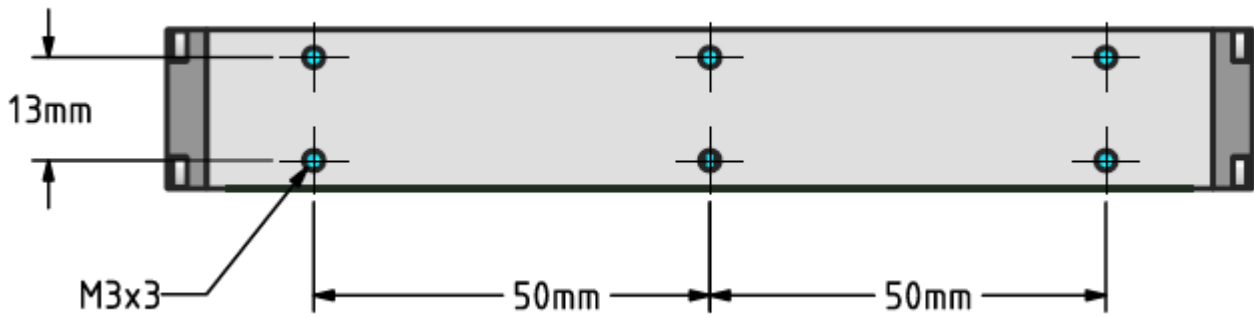


MOTOR MODEL	NO INTERACTION	MEDIUM INTERACTION	STRONG INTERACTION
NLi080	> 35 mm	> 15 mm to 35 mm	< 15 mm
NLi120	> 65 mm	> 45 mm to 65 mm	< 45 mm

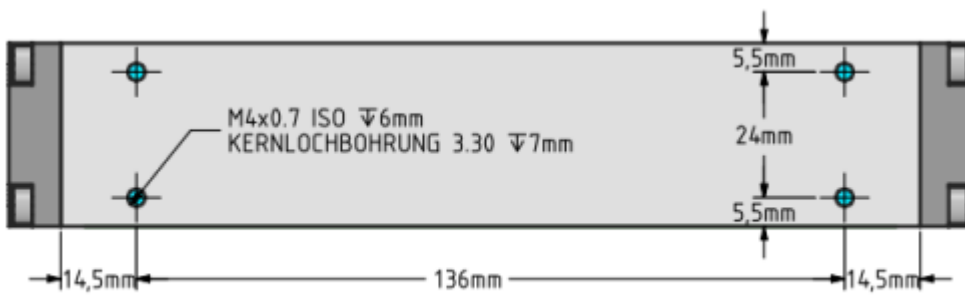
### NLi080Q Fixing points



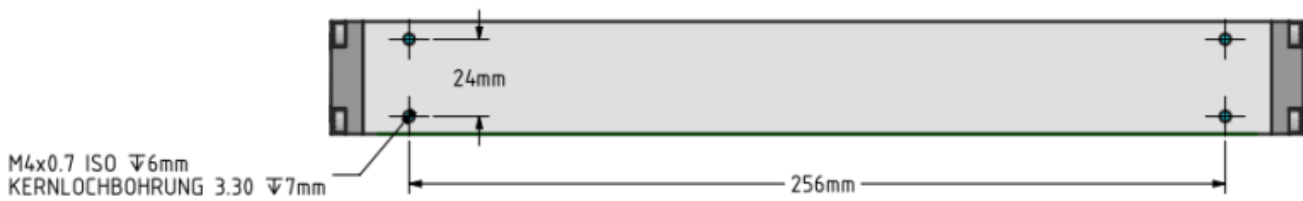
### NLi080X Fixing points



### NLi120Q Fixing points



### NLi120X Fixing points



### NLi080Q/X slider fixing point

Slider has M4 threaded hole at each slider ends.



## NLi120QX slider fixing point

Slider has M4 threaded hole at each slider ends.



From:

<https://dokuwiki.nilab.at/> - NiLAB GmbH  
Knowledgebase

Permanent link:

[https://dokuwiki.nilab.at/doku.php?id=integrated\\_drive\\_motors:installation](https://dokuwiki.nilab.at/doku.php?id=integrated_drive_motors:installation)

Last update: **2025/12/30 10:04**

