




# Installation picture

Picture	Bracket name	Accessories
	End cap with hole for mounting	M4 x 20 screws (4 pieces)
	Metal end cap flange	M3 x 6 screws (8 pieces)

## Application photo





From:  
<https://dokuwiki.nilab.at/> - NiLAB GmbH  
Knowledgebase

Permanent link:  
[https://dokuwiki.nilab.at/doku.php?id=nl\\_eb15\\_safety:installation](https://dokuwiki.nilab.at/doku.php?id=nl_eb15_safety:installation)

Last update: **2025/05/08 08:23**

